



2" x 3" x 0.91"

General Specifications:

Input voltage 90 VAC to 264 VAC
 Input frequency 47 Hz to 63 Hz
 Inrush current < 30A at 115VAC
 (cold start at 25°C) or < 60A at 230VAC
 Efficiency 84%~86% depends on models
 Hold up time 18 ms typical
 at rated load and 115VAC
 Over load protection auto recovery
 Short circuit protection..... auto recovery

Features:

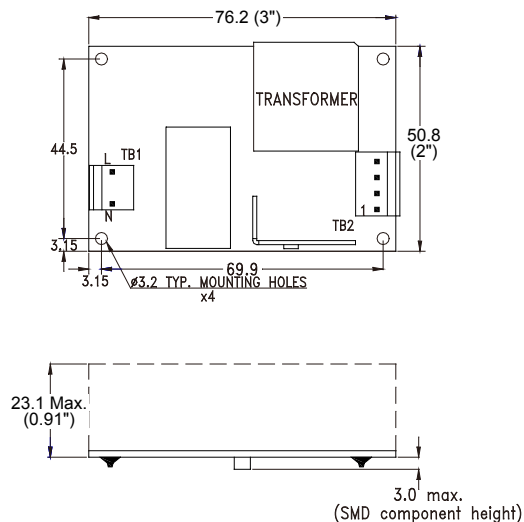
- Peak load (1.4 ~ 2 x rated current, Vo=rated for 5 sec)
- Design for BF application
- Convection cooling for Rated power
- Built-in PFC and 12V output for fan, available for G12x, G16x, and G20x
- EMI class B
- -20°C to +70°C operating temperature

Applications:

- For peak load and surge load applications, such as motor drive, coffee machine, vending machine, gaming machine, and other industrials.
- For EMI class B application, such as home healthcare device, and other medical devices.

Over voltage protection latch off
 Operating temperature (open frame type) -20°C to 70°C
 derating: 2.5% / °C > 50°C
 Cooling 40W free air convection
 Storage temperature -40°C to +85°C
 EMI EN55022 "B", EN61000-3-3
 Harmonics..... EN61000-3-2 class A
 EMS..... EN61000-4-2,-3,-4,-5,-6,-8,-11
 Safety UL/CSA/IEC60950-1, 2nd edition
 ANSI/AMMI/CSA/IEC60601-1, 3rd edition for SNP-G04x
 ANSI/AMMI/CSA/IEC60601-1, 3.1 edition for SNP-G04x-M

Mechanical Specifications:



Notes:

1. Size:
2" x 3" x 0.91"
2. Mounting Hole:
44.5 x 69.9 (mm)
3. Connectors:
AC input: Molex 5277-02A or equivalent
DC output: Molex 5273-04A or equivalent
4. Output Pin assignment:

1	2	3	4
Vo	Vo	GND	GND
5. Packing:
Net weight: 88.5 g approx. / unit
Gross weight: 11.4 kg approx. / carton, 100 units / carton
Carton size (mm): 412 (L) x 382 (W) x 225 (H)

-Jim-

10 years Warranty (contact Skynet's Distributors for details)

Output Specifications:

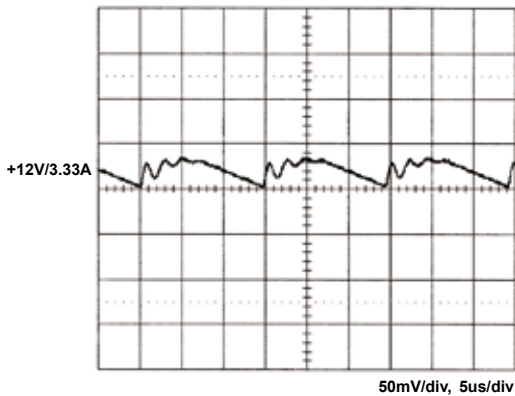
MODEL NO.	OUTPUT RAIL	LOAD				VOLTAGE ACCURACY	RIPPLE NOISE	LINE REG.	LOAD REG.
		MIN.	RATED	MAX.	PEAK				
SNP-G047 SNP-G047 -M	+12V	0A	3.33A		4.7A	+11.8V~+12.2V	100mVpp	±0.5%	±1%
SNP-G048 SNP-G048 -M	+15V	0A	2.66A		3.8A	+14.8V~+15.2V	100mVpp	±0.5%	±1%
SNP-G045 SNP-G045 -M	+18V	0A	2.22A		3.2A	+17.8V~+18.2V	100mVpp	±0.5%	±1%
SNP-G049 SNP-G049 -M	+24V	0A	1.66A		2.4A	+23.7V~+24.3V	150mVpp	±0.5%	±1%
SNP-G04G SNP-G04G-M	+28V	0A	1.42A		2.0A	+27.7V~+28.2V	150mVpp	±0.5%	±1%
SNP-G04J SNP-G04J -M	+36V	0A	1.11A		1.6A	+35.6V~+36.4V	150mVpp	±0.5%	±1%
SNP-G04T SNP-G04T-M	+48V	0A	0.83A		1.16A	+47.6V~+48.4V	150mVpp	±0.5%	±1%

Note:

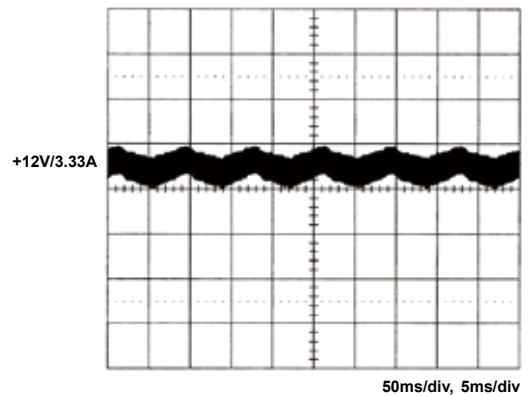
- Standby Power Consumption with System:**
For computers and displays, ENERGY STAR in U.S. and ErP regulation in Europe require the input power should be less than 0.5W at standby mode.
- Output Load:**
40W for convection cooling.
- Peak Load Duration:**
Peak 56W can last for 5 sec.
- Isolation Grade:**
Primary ↔ Ground : 1MOPP (1500Vac)
Primary ↔ Secondary : 2MOPP (4000Vac)
Secondary ↔ Ground : 1MOPP (1500Vac)
- Leakage Current:**
Earth leakage current < 300uA
Touch current < 100uA
- EMI Grounding:**
If there is a metal sheet under the power supply, connect the EMI ground to the metal sheet.
- Model Selection:**
SNP-G04x is for ITE application.
SNP-G04x-M is for medical application.

Performance for SNP-G047:

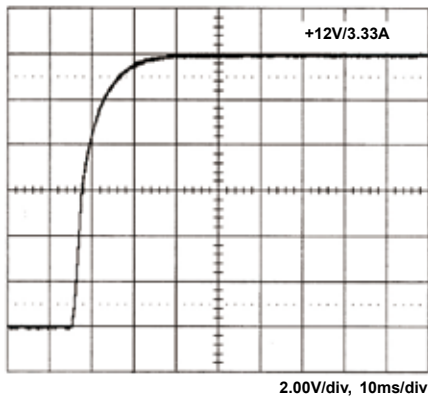
1. Switching frequency ripple



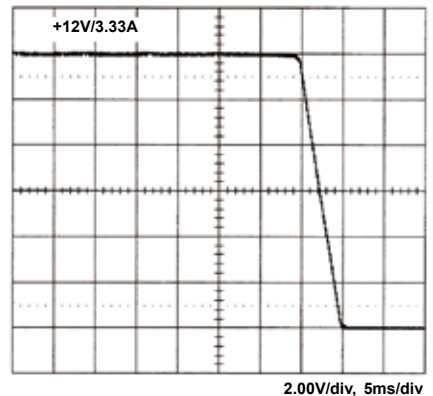
2. Line frequency ripple



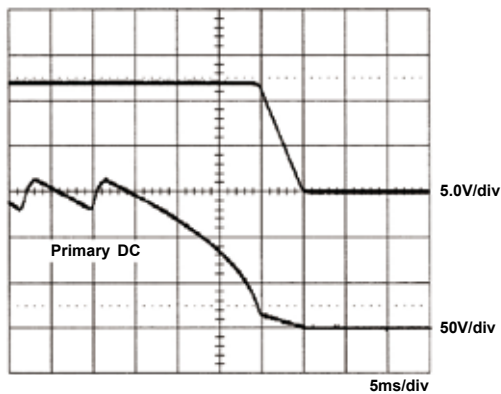
3. Output turn on wave form



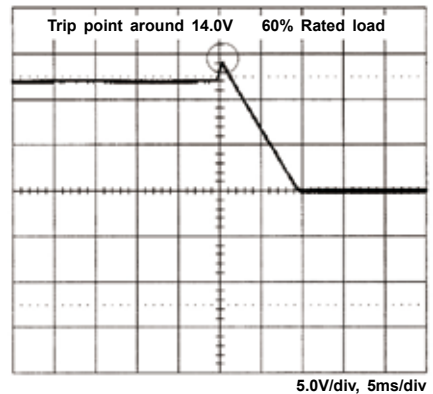
4. Output turn off wave form



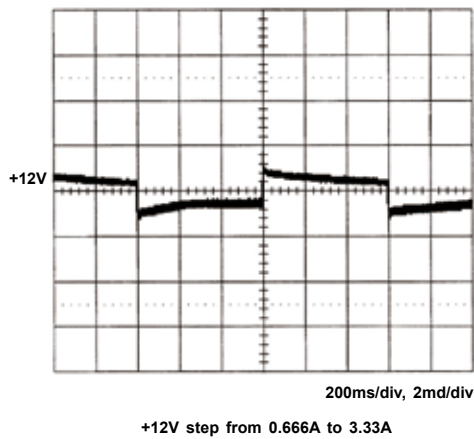
5. Hold-up time



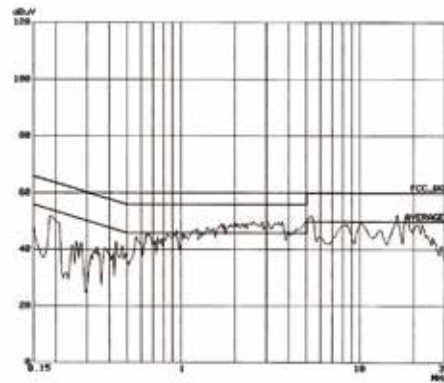
6. Over voltage protection



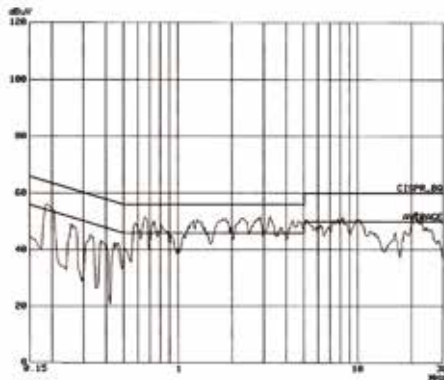
7. +12V step response



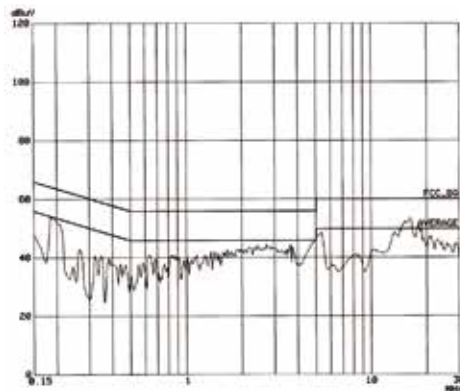
8. FCC B Class I



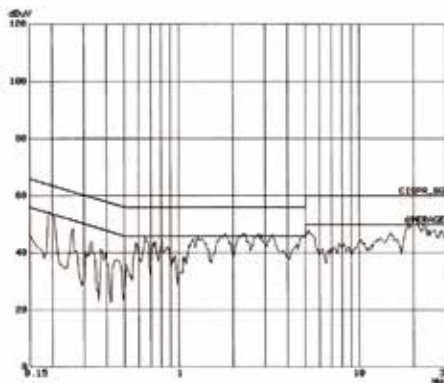
9. CISPR 22 B Class I



10. FCC B Class II



11. CISPR 22 B Class II



12. Power derating curve

