

SNP-AF49 SPECIFICATION



SPECIFICATION

for

SWITCHING POWER SUPPLY

M/N : SNP-AF49

STANDARD PRODUCT

Reviewed by Product Engineer						
Typed by Document Assistant	 081815					
SKYNET ELECTRONIC		LAST REV. NO.				

1.0 INTRODUCTIONS

SNP-AF49 is a Class II input and 45W output switching mode desktop adaptor. Low no-load input power ($<0.075W$) and high average efficiency in active mode ($\geq 88.83\%$) complies with level VI requirements. Also, the safety conformity covers IT and Medical applications.

2.0 INPUT SPECIFICATIONS

2.1 Input Voltage

The range of input voltage is 85VAC ~ 264VAC, nominal line is 115V/230V.

This is class II power supply.

2.2 Input Frequency

The range of input frequency is 47Hz ~ 63Hz.

2.3 Input Current

The maximum input current is 1.5A at 115VAC or 0.7A at 230VAC.

2.4 No-load input power

$<0.075W$ at no load output power and 115Vac/230Vac input voltage range.

3.0 OUTPUT SPECIFICATIONS

3.1 Load range

output	min. load	rated load	max. load	peak load	voltage range
+24V	0A	1.9A	2.3A	3.5A	+22.8V to +25.2V

At factory, +24V output is set between +23.8V to +24.2V at 60% rated load and nominal line input.

* Peak load is not promised to use over 5 sec. at nominal line, otherwise the life-time Will be reduced.

3.2 Ripple and noise

The peak to peak ripple and noise for each output is less than 200mV at rated load, nominal line. Measuring is done by 20 MHz bandwidth limited oscilloscope and terminated each output with a 0.47uF +10uF capacitor.

3.3 Line regulation

The line regulation is less than + -0.5% while measuring at rated load and + -10% of nominal line input voltage changing.

3.4 Load regulation

The load regulation is less than + -3% which is measured by changing the output load + -40% from 60% rated load at nominal line input.

4.0 GENERAL FEATURES

4.1 Efficiency

The efficiency is 87% typ. while measuring at nominal line and rated load.

Also, the average efficiency in active mode is higher than 88.83% . while measuring at nominal line. (100% 、 75% 、 50% and 25% of rated load)

The efficiency is higher than 83.5% while measuring at nominal line and 10% of rated load.

4.2 Hold up time

The hold up time is 16mS (typ.) at 115VAC input and rated load, which is measured from the end of the last charging pulse to when the main output drops down to 95% output voltage.

4.3 Protection

4.3.1 Over voltage protection

The build-in crowbar circuit will shut down the outputs to avoid damaging the external circuits. The trip point of over voltage protection is around +26.2V to +31V. To recover from over voltage protection, cycle the AC line OFF and ON is necessary.

4.3.2 Short circuit and over load protection

The power supply will generate a hiccup mode to protect itself against short circuit or over load conditions, and will automatically return to normal after fault conditions are removed.

5.0 ENVIRONMENT SPECIFICATIONS

5.1 Operating temperature

-30°C to 60°C, 0°C to 40°C no derating, above 40°C, derate at 2.5% per degree from 40°C to 60°C, Max. load is under 30°C

5.2 Storage temperature

-40°C to 80°C

5.3 Operating humidity

10% to 95% Non-Condensing

5.4 Altitude

Will operate properly at any altitude between 0 to 5000m.

5.5 MTBF

>200Khrs(based on MIL-HDBK-217F,rated load, 50°C)

6.0 INTERNATIONAL STANDARDS

(Label Voltage:100~240Vac)

6.1 Safety standards

Designed to meet the following regulations :

UL/CSA/EN 60950-1, 2nd edition

ANSI/AMMI/CSA/EN 60601-1, 3rd edition

6.2 EMI standards

Designed to meet the following limits :

FCC docket 20780 curve “B”

EN55011 Class “B”

EN55022 Class “B”

EN61000-3-2 Class A

EN61000-3-3

6.3 EMS standards

Designed to meet the following limits :

EN61000-4-2	8KV contact, 15KV air discharge	Criterion A
EN61000-4-3	10V/M with 80% AM	Criterion A
EN61000-4-4	2KV	Criterion A
EN61000-4-5	Line to Line 2KV	Criterion A
EN61000-4-6	10V with 80% AM	Criterion A
EN61000-4-8	30A/M	Criterion A
EN61000-4-11	30% dips 500mS	Criterion A
	60% dips 200mS	Criterion B
	100% dips 10mS	Criterion A(115Vac) , B(100Vac)
	100% dips 5000mS	Criterion B
	100% dips 20mS	Criterion B

6.4 Energy saving standards

Designed to meet the following standard:

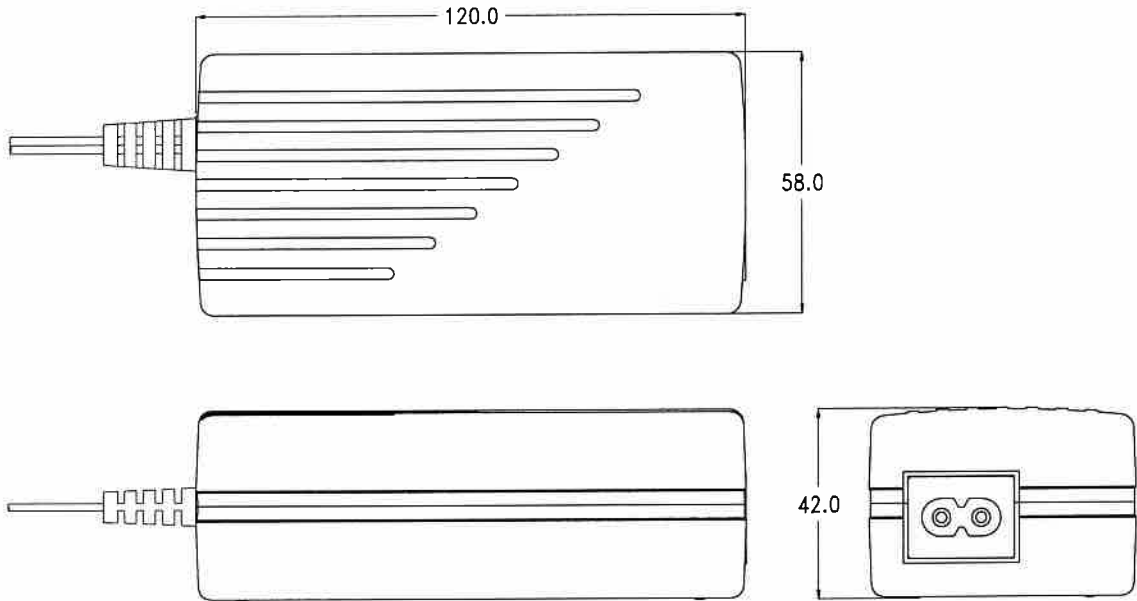
ErP : EC Code of Conduct Version 5(Tier2/2016)

(No load input power <0.075W , average efficiency >87.7% , 10% efficiency >79%)

DOE : EPS Efficiency Level VI

(No load input power <0.1W , average efficiency >87.73%)

7.0 MECHANICAL SPECIFICATION



7.1 Dimensions

Dimensions shown in mm as above.

Tolerance specified is ± 1 mm (Excluding DC wire harness)

7.2 Connectors

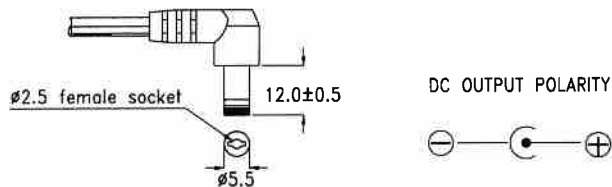
AC input : Meet IEC 320 C8 standard (without Ground)

DC output : 2.5 DIA. socket type DC power Right Angle Plug (Cable length : 1.5M approx.)

7.3 Color

Black

7.4 DC power pin specification (See drawing below)

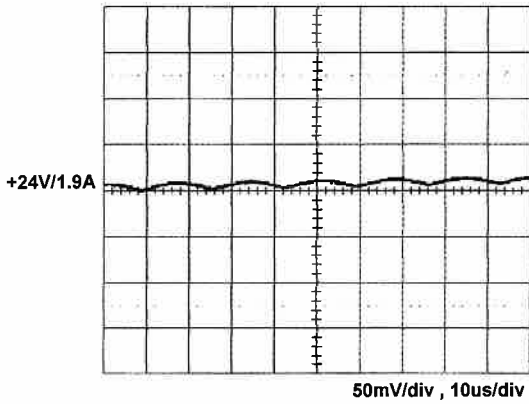


7.5 Packing

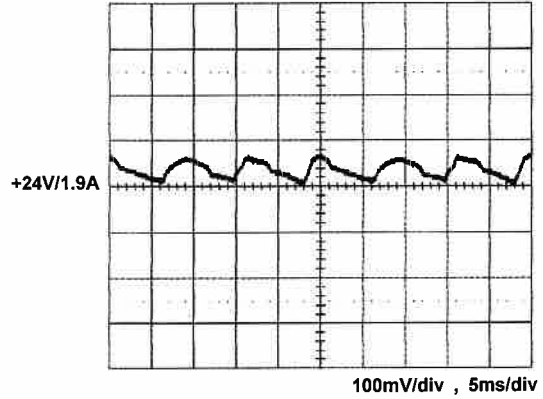
- Net weight : 280 g approx. /unit
- Carton size(mm) : 549 (L) x 490 (W) x 241 (H)
- Quantity : 48 units / carton
- Gross weight : 16.0 kg approx. / carton

8.0 PERFORMANCE (input voltage is 115VAC, unless others specified)

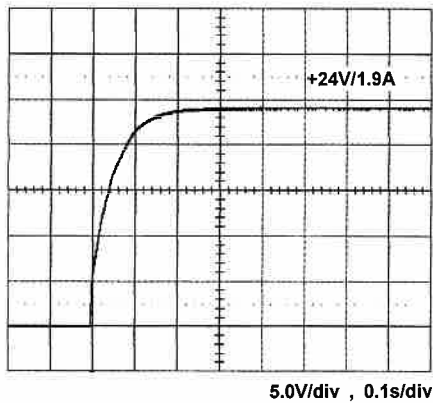
8.1 Switching frequency ripple



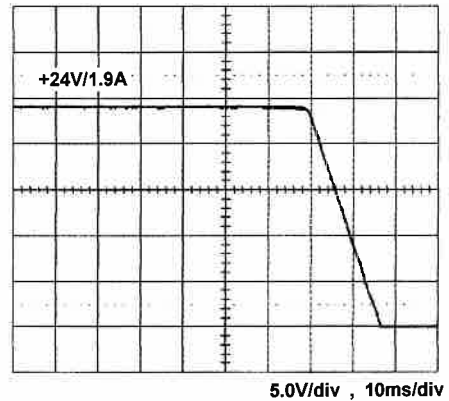
8.2 Line frequency ripple



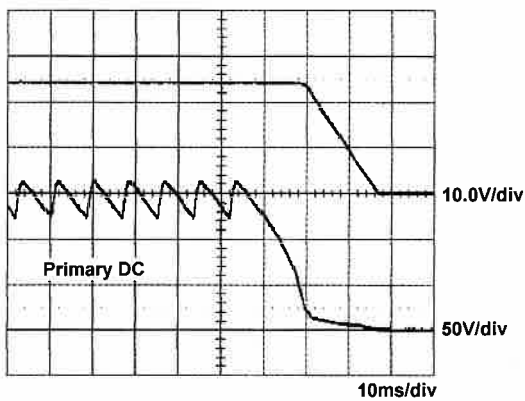
8.3 Output turn on wave form



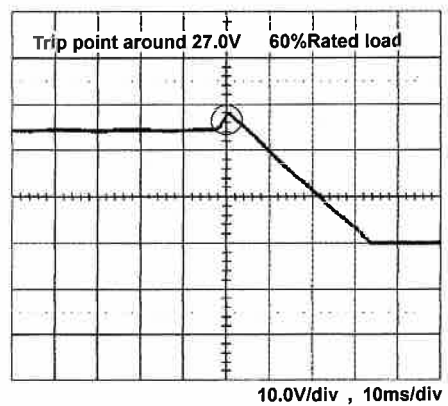
8.4 Output turn off wave form



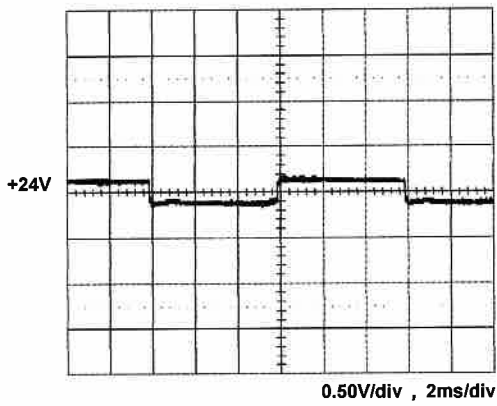
8.5 Hold-up time



8.6 Over voltage protection

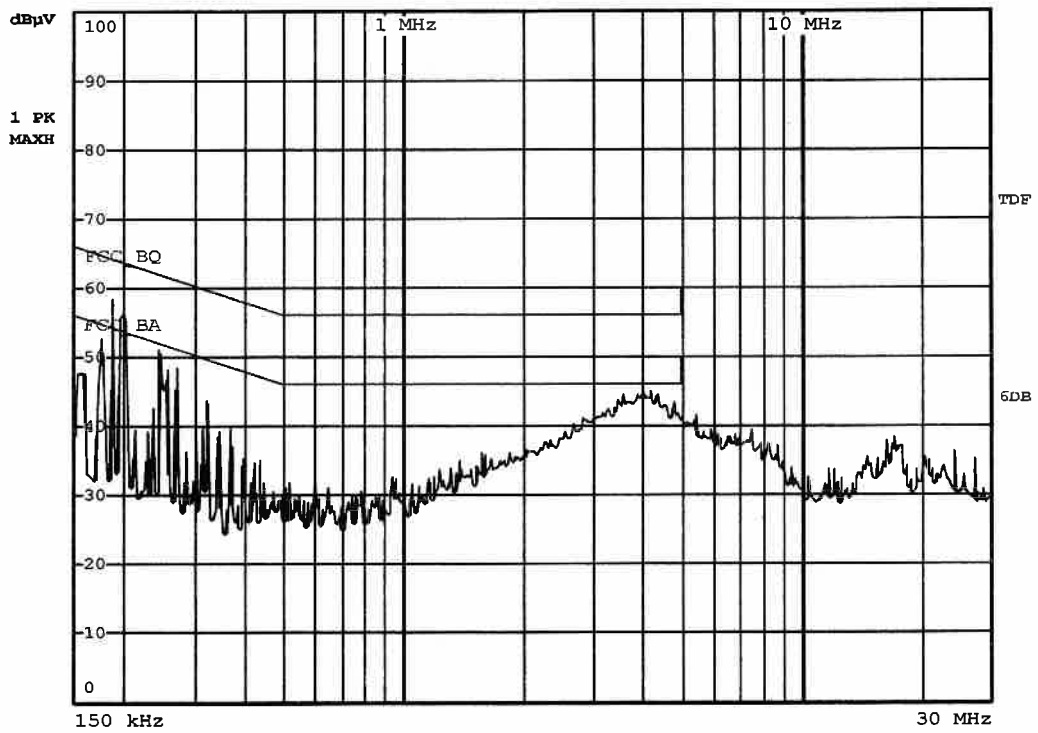


8.7 Step response



+24V step from 0.38A to 1.9 A

8.8 FCC "B" QP performance



8.9 EN55011 22 "B" QP performance

