

SPECIFICATION

and

PERFORMANCE

for

SWITCHING POWER SUPPLY

M/N : SNP-Y118-1

Reviewed by Project Manager	梁鈞良 12-08-09	鍾煒輝 5-25-09	鍾煒輝 10-23-09	Clark 1-8-19	鍾煒輝 11-20-20	
Typed by Document Assistant	莊素茹 12-08-09	黃羽穎 05/25/09	黃羽穎 10/23/09	李瑞英 01/09/19	李瑞英 11-20-20	
SKYNET ELECTRONIC			LAST REV. NO.			

1.0 INTRODUCTIONS

SNP-Y118-1 is a 110W single output and universal input switching mode power supply. It's designed for IT, industrial and medical applications. Low density, low profile, high efficiency and high reliability are the basic features.

2.0 INPUT SPECIFICATIONS

2.1 Input Voltage

The range of input voltage is from 90VAC to 264VAC, nominal line is 115VAC/230VAC. (Label 100 ~ 240VAC)

2.2 Input Frequency

The range of input frequency is from 47Hz to 63Hz.

2.3 Input Current

The maximum input current is 3A at 115VAC or 1.5A at 230VAC.

2.4 Inrush Current

The inrush current will not exceed 30A at 115VAC input or 60A at 230VAC input cold start, 25°C.

3.0 OUTPUT SPECIFICATIONS

3.1 Load range

output	min. load	rated load	peak load	voltage accuracy
+15V	0A	7.0A	10.5A	+14.85V to +15.15V

At factory, the +15V output is set between +14.85V to +15.15V at 60% rated load and nominal line input.

At peak load and nominal line, the output can last for 8 seconds without shut down.

3.2 Ripple and noise

The peak to peak ripple and noise is less than 1% of output voltage at rated load, nominal line. Measuring is done by 15MHz bandwidth limited oscilloscope and terminated with a 0.47uF capacitor.

3.3 Line regulation

The output line regulation is less than + -1% while measuring at rated load and + -10% of nominal line input voltage changing.

3.4 Load regulation

The load regulation is less than + -1%, which are measured by changing the output load + -40% from 60% rated load.

4.0 GENERAL FEATURES

4.1 Efficiency

The efficiency is 82% typ. while measuring at nominal line and rated load.

4.2 Hold up time

The hold up time is 20ms typ. at 115VAC input and rated load, which is measured from the end of the last charging pulse to when the main output drops down to 95% output voltage.

4.3 Protection

4.3.1 Over voltage protection

The built-in crowbar circuit will shut down the outputs to avoid damaging the external circuits. The trip point of over voltage protection is around +17.6V to +20.1V. To recover from over voltage protection, cycle the AC line OFF and ON is necessary.

4.3.2 Short circuit and over load protection

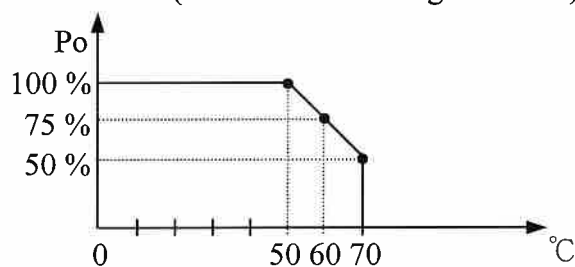
The power supply will generate a hiccup mode to protect itself against short circuit or over load conditions, and will automatically return to normal after fault conditions are removed.

When +5V output has the above-listed fault conditions, only itself will shut down.

5.0 ENVIRONMENT SPECIFICATIONS

5.1 Operating temperature

0°C to 70°C (>50°C with derating as below.)



5.2 Storage temperature

-40°C to +75°C

5.3 Operating humidity

10% to 90% Non-Condensing.

5.4 Altitude

Will operate properly at any altitude between 0 to 6000ft.

6.0 INTERNATIONAL STANDARDS

6.1 Safety standards

Designed to meet the following regulations :

UL 60950-1

CSA 22.2 NO.60950-1

EN 60950-1

UL60601-1

CSA 22.2 NO.60601-1

EN 60601-1: 2006+A11+A1+A12

IEC60601-1: 2005+A1

6.2 EMI standards

Designed to meet the following limits :

FCC docket 20780 curve "B"

EN55011 class "B"

EN61000-3-2 "A"

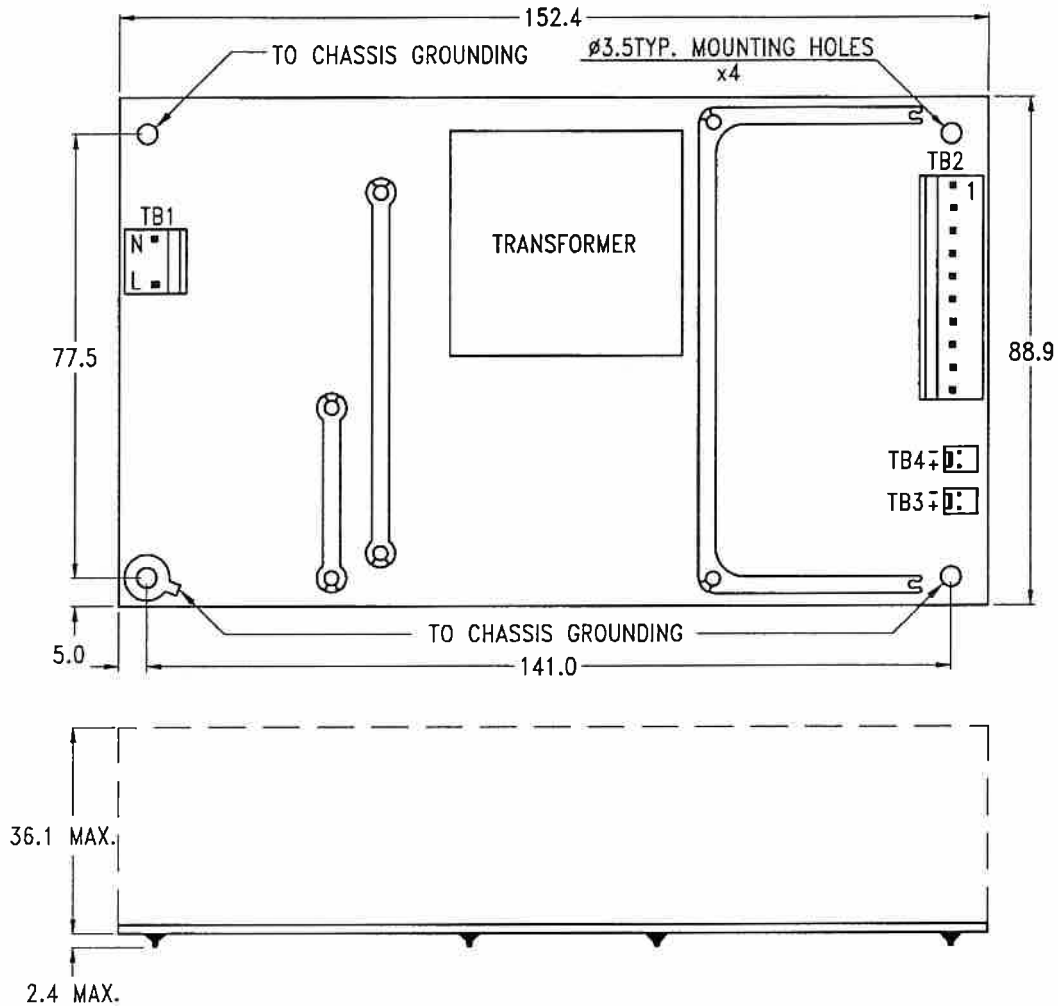
EN61000-3-3

6.3 EMS standards

Designed to meet the following limits :

EN61000-4-2	8KV contact, 15KV air discharge	Criterion A
EN61000-4-3	10V/M with 80% AM	Criterion A
EN61000-4-4	4KV	Criterion A
EN61000-4-5	Line to Line 1KV ; Line to ground 2KV.	Criterion A
EN61000-4-6	10V with 80% AM	Criterion A
EN61000-4-8	30A/m	Criterion A
EN61000-4-11	30% dips 500ms,	Criterion A
	60% dips 200ms,	Criterion B
	100% dips 10ms,	Criterion A
	100% dips 20ms,	Criterion B
	100% dips 5000ms,	Criterion B

7.0 MECHANICAL SPECIFICATION



7.1 Dimensions

Dimensions shown in mm as above. Tolerance specified is + -0.4mm.

7.2 Connectors

- TB1--AC input : Molex 5277-02A or equivalent
- TB2--DC output : Molex 5273-10A or equivalent
- TB3 for LED use only : Molex 5045-02A or equivalent
- TB4 for FAN use only : Molex 5045-02A or equivalent
(for 12V FAN, output current ≤ 100 mA)

7.3 DC output pin assignment

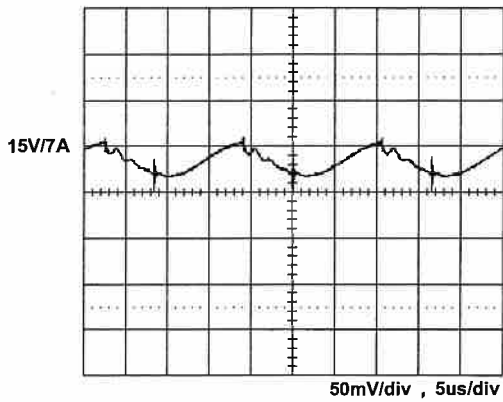
PIN	1.	+15V	6.	GND
	2.	+15V	7.	GND
	3.	+15V	8.	GND
	4.	+15V	9.	NC
	5.	GND	10.	NC

7.4 Packing

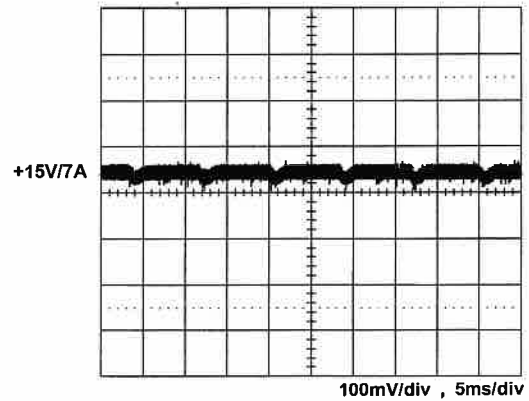
- Net weight : 312 g approx. / unit
- Carton size (mm) : 477 (L) x 290 (W) x 379 (H)
- Quantity : 32 units / carton
- Gross weight : 12.5 kg approx. / carton

8.0 PERFORMANCE (input voltage is 115VAC, unless others specified)

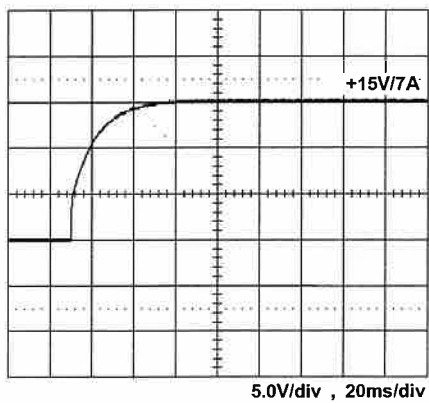
8.1 Switching frequency ripple



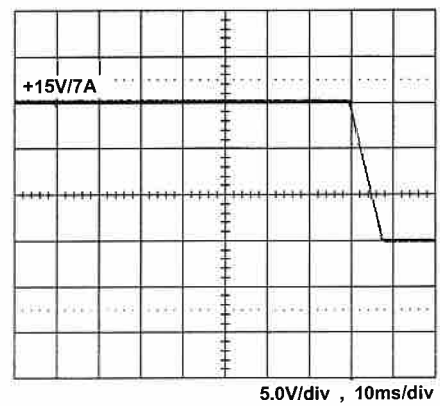
8.2 Line frequency ripple



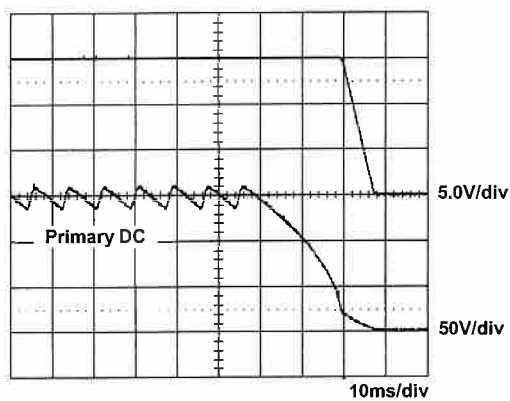
8.3 Output turn on wave form



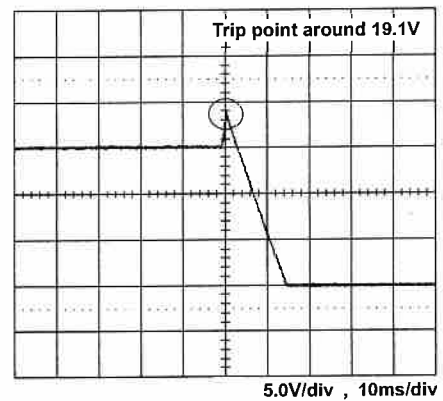
8.4 Output turn off wave form



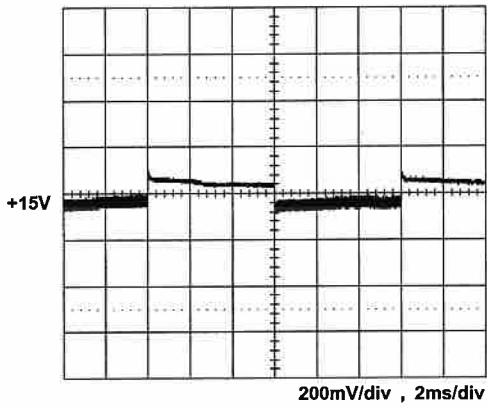
8.5 Hold-up time



8.6 Over voltage protection

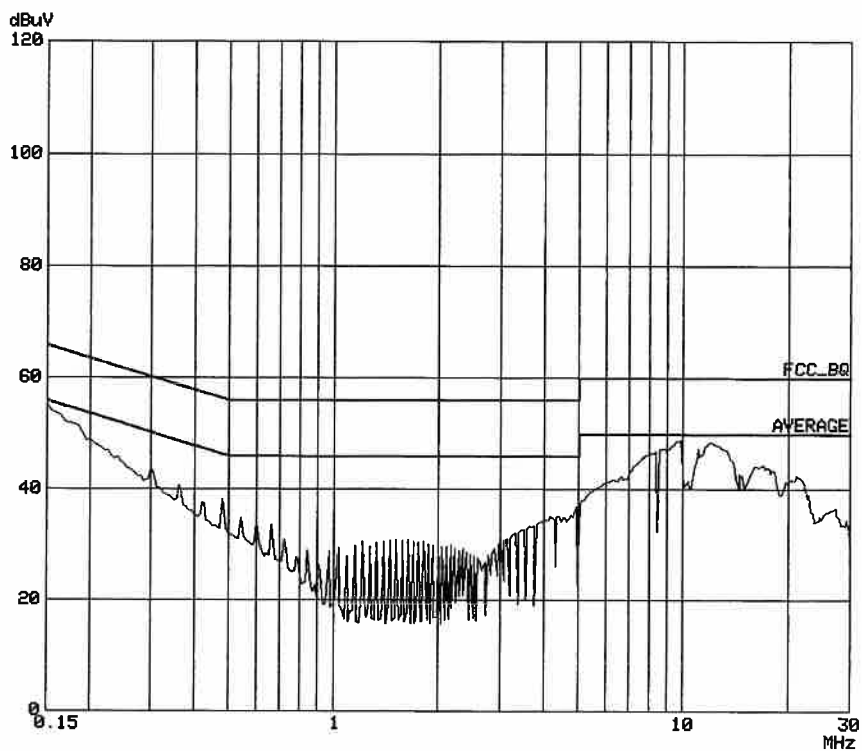


8.7 +15V step response



+15V step from 1.4A to 7A

8.8 FCC B performance



8.9 EN55011 class "B"

