



3.3" x 5" x 1.7"

Features:

- Peak load (1.4 ~ 2 x rated current, Vo=rated for 5 sec)
- Design for BF application
- Convection cooling for Rated power
- Built-in PFC and 12V output for fan, available for G12x, G16x, and G20x
- EMI class B
- -20°C to +70°C operating temperature

Applications:

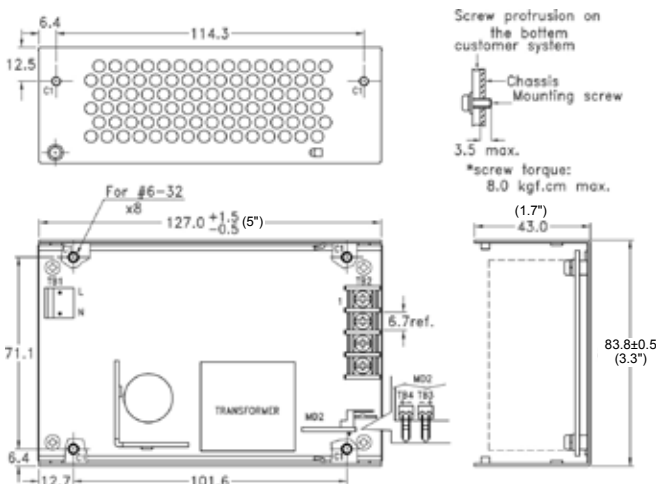
- For peak load and surge load applications, such as motor drive, coffee machine, vending machine, gaming machine, and other industrials.
- For EMI class B application, such as home healthcare device, and other medical devices.

General Specifications:

Input voltage 90 VAC to 264 VAC
 Input frequency 47 Hz to 63 Hz
 Inrush current < 30/60A at 115/230VAC
 Hold up time 20ms typical
 Over load/Short circuit protection auto recovery
 Over voltage protection latch off
 Operating temperature -20°C to 70°C
 derating: 2.5% / °C > 50°C for convection cooling
 Storage temperature -40°C to +85°C

EMI EN55022 "B", EN61000-3-3
 Harmonics.....EN61000-3-2, class D
 EMS..... EN61000-4-2,-3,-4,-5,-6,-8,-11
 Safety UL/CSA/EN60950-1, 2nd edition
 ANSI/AMMI/CSA/EN60601-1, 3.1 edition
 CB report, CE mark, RM report/file
 Energy Saving (for w/o -A suffix) ENERGY STAR
 for computers version 6.0
 for displays version 6.0
 ErP regulation EC(No) 1275/2008

Mechanical Specifications:



Notes:

1. Size: Fits 1U Height
2. Mounting Hole: 3.3" x 5" x 1.7"
3. Connectors: AC input: Molex 5277-02A or equivalent; DC output: Terminal blocks (default for SNP-G167-U) or Molex 5273-08A (default for others) or equivalent; Fan, Remote sense: Molex 5045-02A or equivalent
4. Output Pin assignment:

Pin No.	1	2	3	4	5	6	7	8
SNP-G167-U	+Vo	+Vo	GND	GND				
OTHER MODELS	+Vo	+Vo	+Vo	+Vo	GND	GND	GND	GND

 Function Pin assignment:

Function Pin	TB3	TB4
1	FAN Output	Remote Sense
2	GND	Sense -
	+12V	Sense +
5. Packing: Net weight: 539 g approx. / unit; Gross weight: 15.3 kg approx. / carton, 24 units / carton; Carton size (mm): 384 (L) x 339 (W) x 327 (H)

-Jim-

10 years Warranty (contact Skynet's Distributors for details)

Output Specifications:

MODEL NO.	OUTPUT RAIL	LOAD				INITIAL ACCURACY	STEP EFFICIENCY			AVERAGE EFFICIENCY
		MIN.	RATED	MAX.	PEAK		@ 20% LOAD	@ 50% LOAD	@ 100% LOAD	
SNP-G167 -U SNP-G167 -UA SNP-G167 -UM SNP-G167 -U5	+12V	0A	13.3A	20A	26.6A	+11.9V~+12.1V	80%	88%	89%	85.5%
SNP-G168 -U SNP-G168 -UA SNP-G168 -UM SNP-G168 -U5	+15V	0A	10.66A	16A	21.3A	+14.9V~+15.1V	80%	88%	89%	85.5%
SNP-G165 -U SNP-G165 -UA SNP-G165 -UM SNP-G165 -U5	+18V	0A	8.88A	13.33A	17.8A	+17.9V~+18.1V	80%	88%	89%	85.6%
SNP-G169 -U SNP-G169 -UA SNP-G169 -UM SNP-G169 -U5	+24V	0A	6.66A	10A	13.3A	+23.9V~+24.1V	80%	87%	89%	85.3%
SNP-G16G-U SNP-G16G-UA SNP-G16G-UM SNP-G16G-U5	+28V	0A	5.7A	8.55A	11.4A	+27.9V~+28.1V	80%	90%	90%	86.6%
SNP-G16J -U SNP-G16J -UA SNP-G16J -UM SNP-G16J -U5	+36V	0A	4.45A	6.66A	8.9A	+35.8V~+36.2V	80%	89%	89%	86%
SNP-G16T-U SNP-G16T-UA SNP-G16T-UM SNP-G16T-U5	+48V	0A	3.35A	5A	6.67A	+47.8V~+48.2V	90%	90%	89%	86.6%

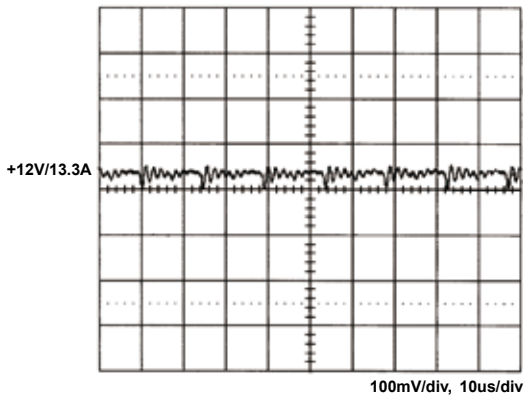
Note:

- Standby Power Consumption with System:**
For computers and displays, ENERGY STAR in U.S. and ErP regulation in Europe require the input power should be less than 0.5W at standby mode.
- Output Load:**
160W for convection cooling; 240W for forced air cooling.
- Peak Load Duration:**
Peak 320W can last for 5 sec.
- Isolation Grade:**
Primary ↔ Ground : 1MOPP (1500Vac)
Primary ↔ Secondary : 2MOPP (4000Vac)
Secondary ↔ Ground : 1MOPP (1500Vac)
- Leakage Current:**
Earth leakage current < 300uA
Touch current < 100uA
- Model Selection:**
Most of power supplies will create audible burst sound at light load, if the application wants to meet input power < 0.5W at standby mode.
SNP-G16x-U is for ITE application which requires standby mode.
SNP-G16x-UA is for ITE application but without burst sound and no standby mode.
SNP-G16x-UM is for medical application which requires standby mode.
SNP-G16x-U5 is for medical application but without burst sound and no standby mode.

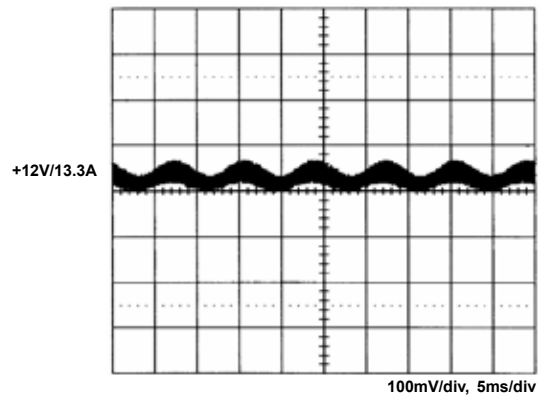
* SNP-G16x-U5, 5=MA

Performance for SNP-G167-U:

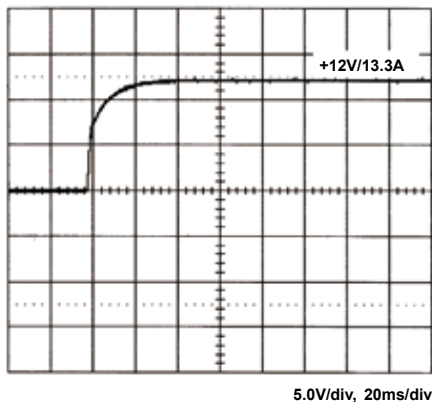
1. Switching frequency ripple



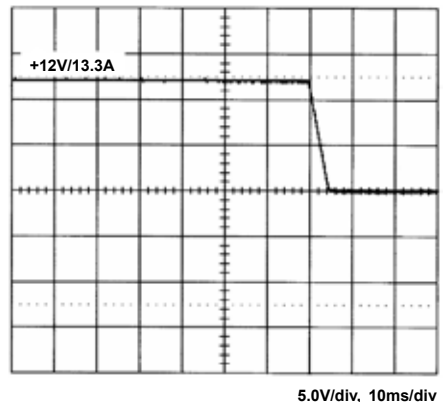
2. Line frequency ripple



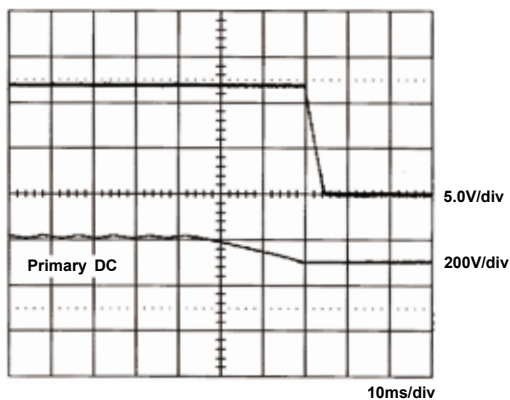
3. Output turn on wave form



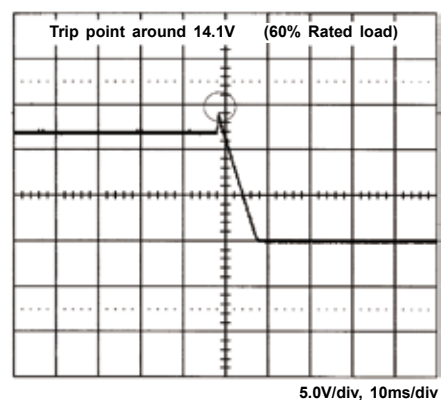
4. Output turn off wave form



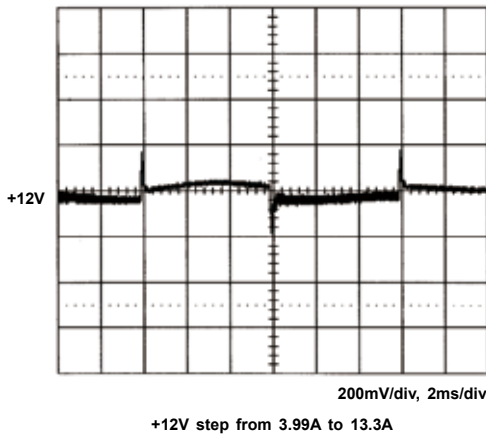
5. Hold-up time



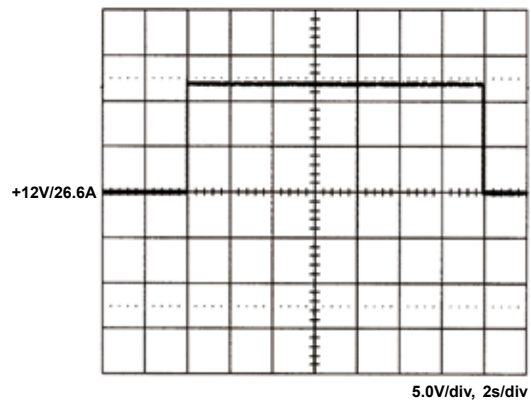
6. Over voltage protection



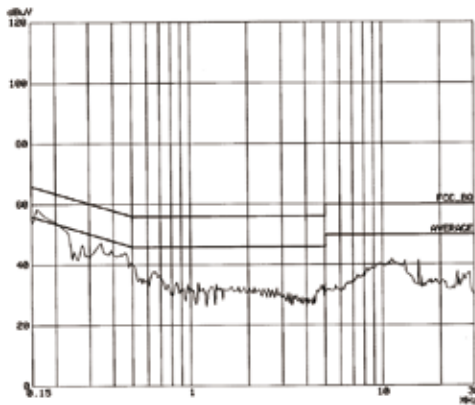
7. +12V step response



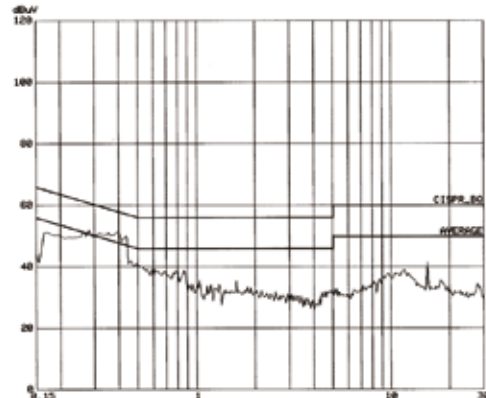
8. Peak load



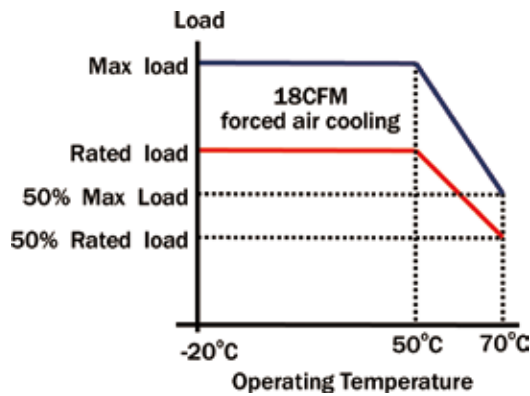
9. FCC B



10. EN55022 B



11. Power derating curve



12. Capability for driving motor

