

SPECIFICATION

For

SWITCHING POWER SUPPLY

- SNP-HFA7
- **SNP-HFA7-A**
- SNP-HFA7-H

STANDARD PRODUCT

All Rights Reserved

Reviewed by Product Engineer	Jim 11-25-19	Jim, 5-22-23				
Typed by Document Assistant	蕭瑞英 11/25/19	蕭瑞英 05/22/23				
SKYNET ELECTRONIC			LAST REV. NO.			

1.0 INTRODUCTIONS

SNP-HFA7 series is an open frame 100W power supply with built-in:

- (1) Peak load (1.5 x rated current, V_o =rated for 5 sec)
- (2) Meet 2 x MOPP, Earth leakage current < 300uA and Touch current < 100uA for BF application
- (3) SNP-HFA7 is with no load <0.3W green power feature, input class I
- (4) SNP-HFA7-A is without burst sound, input class I
- (5) SNP-HFA7-H is for home healthcare application, input class II and EMI class B
- (6) -40°C to +70°C operating temperature
- (7) 5,000m operation altitude

2.0 INPUT SPECIFICATIONS

2.1 Input voltage

Input voltage range : 90Vac to 264Vac

Nominal line voltage : 115Vac/230Vac

2.2 Input frequency

47Hz to 63Hz

2.3 Input current

$4A_{rms}$ max/115Vac, $2A_{rms}$ max/230Vac

2.4 Inrush current

40A max/115Vac, 80A max/230Vac (EMI capacitors excluded, cold start at 25°C)

3.0 OUTPUT SPECIFICATIONS

3.1 Load range

V_o	min. load	rated load	max load	peak load
+12V	0A	8.3A	10A	16A

3.1.1 Factory adjustment

+11.8V to +12.2V (60% rated load, 115Vac)

3.1.2 Peak load max duration

5sec typ. (duty cycle < 50%, average power < rated power, nominal line input)

3.1.3 Cooling

Rated load for convection cooling ; max load for 18 CFM forced air cooling.

3.2 Ripple and noise

< 1% (20MHz bandwidth limited, 1X probe with 0.47uF parallel capacitor, nominal line input)

3.3 Line regulation

< ±0.5% (90Vac to 264Vac, compare with 115Vac)

3.4 Load regulation

< ±1% (20% to 100% rated load, compare with 60% rated load, nominal line input)

3.5 Capacitive load start-up

< 8,000uF (rated load, nominal line input)

4.0 GENERAL FEATURES

All specs under item 4.0 except with special notes are defined and tested at nominal line input, rated load and 25°C

4.1 Efficiency

SNP-HFA7

> 87% at 100% rated load

SNP-HFA7-A & SNP-HFA7-H

> 86% at 100% rated load.

4.2 Hold up time

16 ms typical

4.3 No load input power

< 0.3W for SNP-HFA7.

< 2.5W for SNP-HFA7-A & SNP-HFA7-H, skip burst mode for preventing audible noise.

4.4 Protection

4.4.1 Over-voltage protection

Trip point : +14V to +16.5V

Protection mode : Latch-off

4.4.2 Short circuit and over-load protection

Protection mode : Auto-recovery

5.0 ENVIRONMENT SPECIFICATIONS

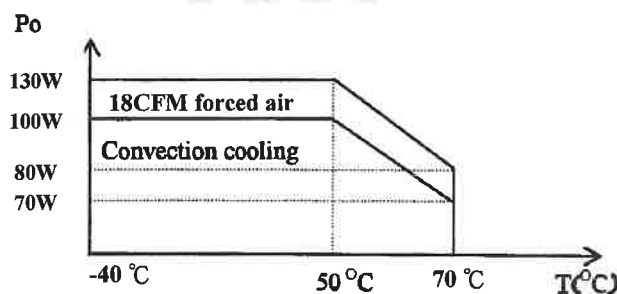
5.1 Operating temperature

-40°C to 70°C

(For both rated and max load.)

(Rated load with convection cooling; max load with 18 CFM forced air cooling)

Output derating curve



5.2 Storage temperature

-40°C to 85°C

5.3 Operating humidity

5% to 95% RH, non-condensing

5.4 Altitude

0 to 5000m

6.0 INTERNATIONAL STANDARDS

6.1 Safety standards

Label voltage: 100Vac to 240Vac

Designed to meet:

ITE:

UL 60950-1, 2nd Edition, 2014-10-14

CAN / CSA C22.2 No.60950-1-07 2nd Edition , 2014-10

IEC 60950-1:2005+A1+A2

EN 60950-1:2006+A11+A1+A12+A2

Medical:

3.1 Edition:

ANSI /AAMI ES60601-1(2005 / (R) 2012+A1:2012, C1:2009 / (R) 2012+A2:2010 / (R) 2012)

CAN/CSA-C22.2 No.60601-1:14

IEC 60601-1:2005+A1

EN 60601-1:2006+A11+A1+A12

3rd Edition:

ANSI /AAMI ES 60601-1(2005+C1:09+A2:10)

CAN/CSA-C22.2 No. 60601-1(2008)

IEC 60601-1:2005

EN 60601-1:2006+A11+A12

2nd Edition:

UL 60601-1 , 1st Edition

CAN/CSA-C22.2 No.601.1-M90,2005

IEC 60601-1:1988+A1+A2

EN 60601-1:1990+A1+A2+A13

6.2 EMI standards

FCC docket 20780 curve "B"

EN55022, level "B"

EN55011, level "B"

EN 61000-3-2 class "A"

EN 61000-3-3

6.3 EMS standards

EN61000-4-2 8kV/contact discharge, 15kV/air discharge Criterion A

EN61000-4-3 10V/M with 80% AM Criterion A

EN61000-4-4 2Kv (100KHz) Criterion A

EN61000-4-5 2kV/Line-Line, 4kV/Line-Earth Criterion A

EN61000-4-6 10V with 80% AM Criterion A

EN61000-4-8 30A/m Criterion A

EN61000-4-11 100% dips 10ms, Criterion A

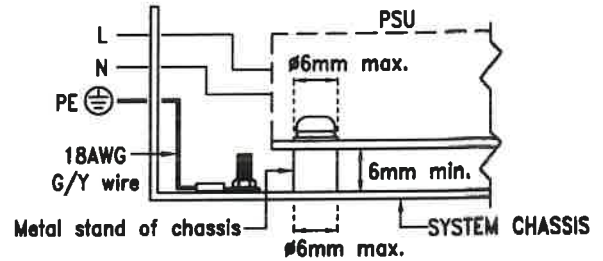
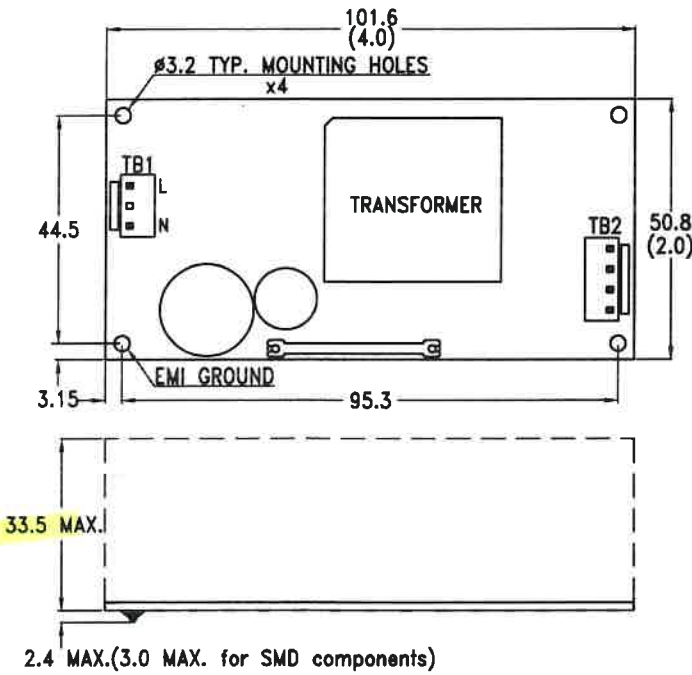
100% dips 20ms, Criterion B

30% dips 500ms, Criterion A

60% dips 200ms, Criterion B

100% dips 5000ms, Criterion B

7.0 MECHANICAL SPECIFICATION



Note :

1. SNP-HFA7 and SNP-HFA7-A model have EMI GROUND. (It is designed for Class I system.)
2. The mounting hole with EMI GROUND is needed for metal stand for EMC purpose, Plastic spacer support for others are suitable to keep the safety spacing.

7.1 Dimensions

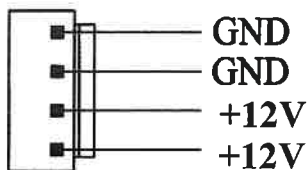
Dimensions shown in mm (inch) as above. Tolerance specified is +/-0.4mm (0.016 inch).

7.2 Connectors

TB1--AC Input : JST B2P3-VH or equivalent.

TB2--DC Output : JST B4P-VH or equivalent.

7.3 DC Output pin assignment

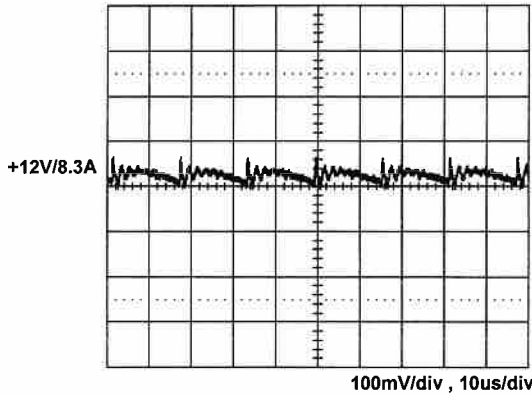


7.4 Packing

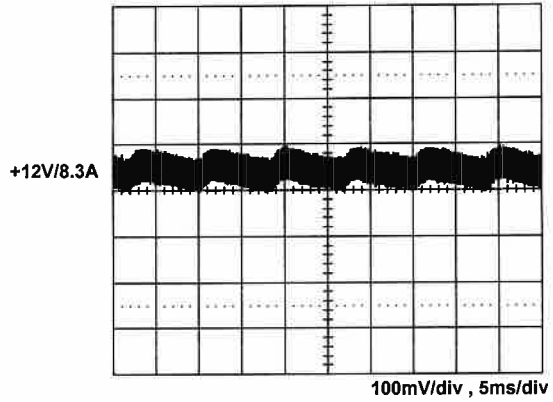
Net weight	:	185g approx. / unit
Carton size(mm)	:	382(L) x 374(W) x 277(H)
Quantity	:	80 units / carton
Gross weight	:	17.0kg approx. / carton

8.0 PERFORMANCE (input voltage is 115VAC, unless others specified)

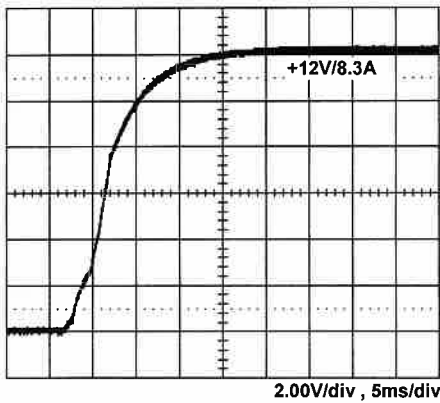
8.1 Switching frequency ripple



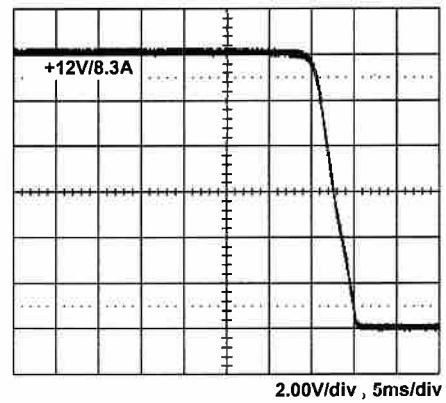
8.2 Line frequency ripple



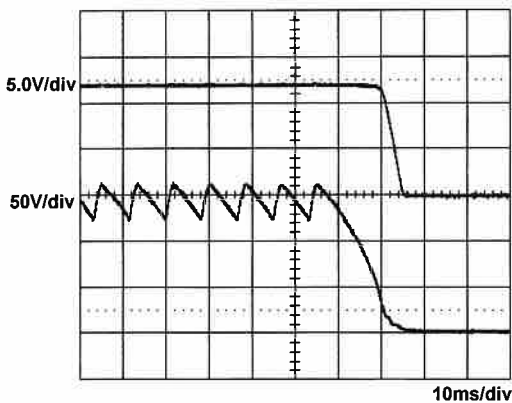
8.3 Output turn on wave form



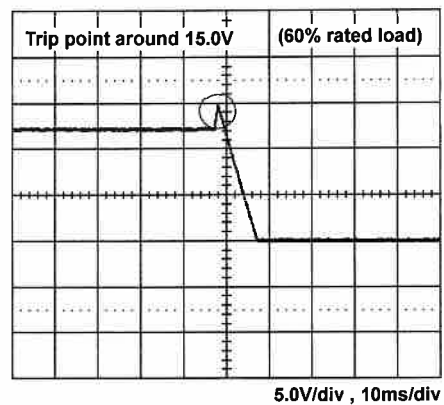
8.4 Output turn off wave form



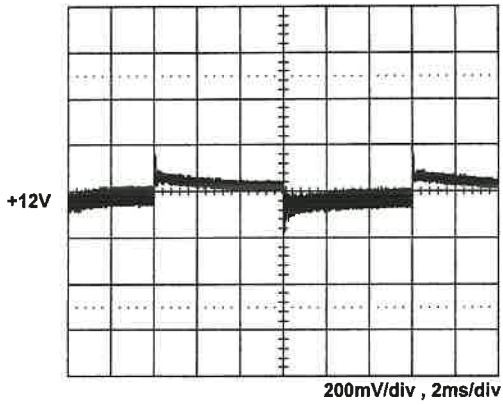
8.5 Hold-up time



8.6 Over voltage protection

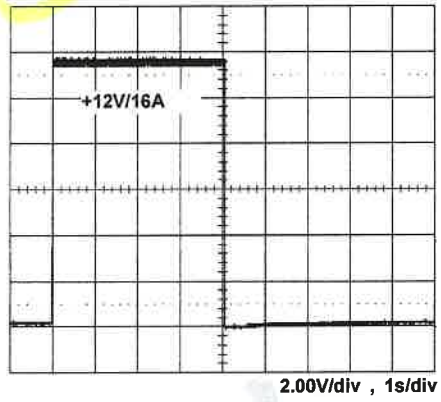


8.7 +12V Step response



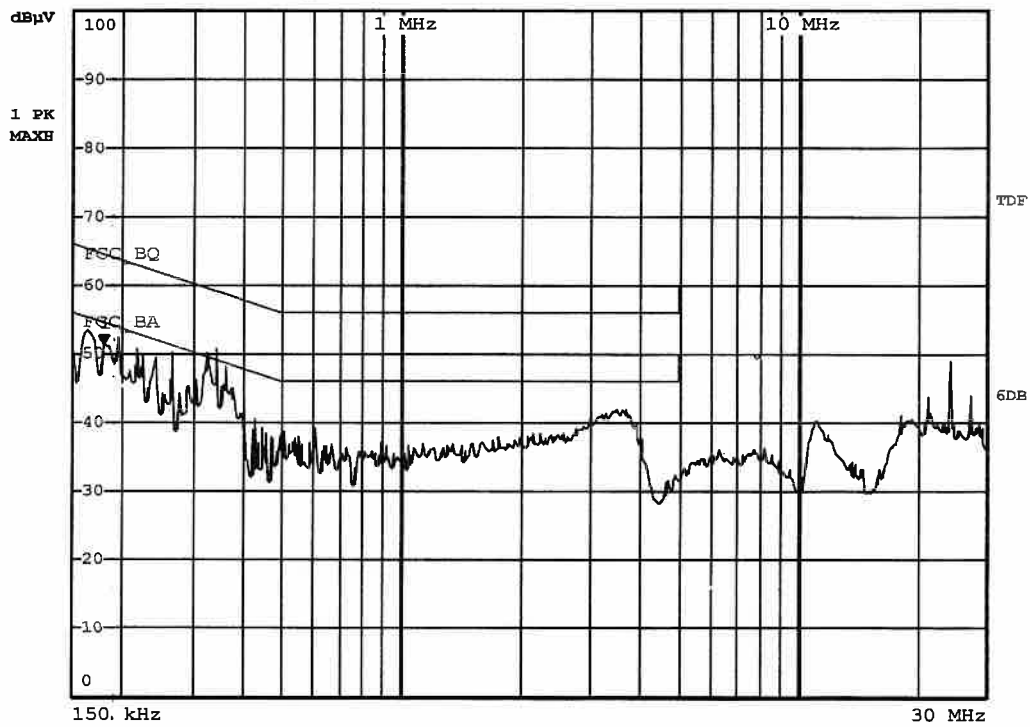
+12V step from 1.66A to 8.3A

8.8 Peak Load



All Rights Reserved

8.9 FCC "B" QP performance



8.10 EN55022 "B" QP performance

